

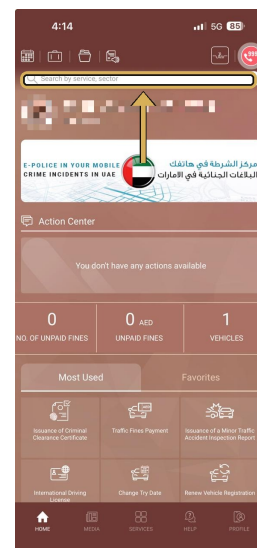
**1** Open the MOI UAE app

Launch the official MOI UAE application (the Ministry of Interior app with the eagle / UAE flag logo).



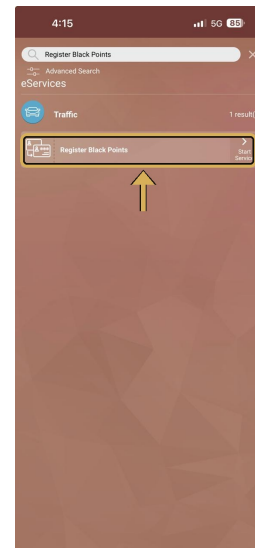
**2** Tap the search bar

On the home screen, tap the "Search by service, sector" bar at the top.



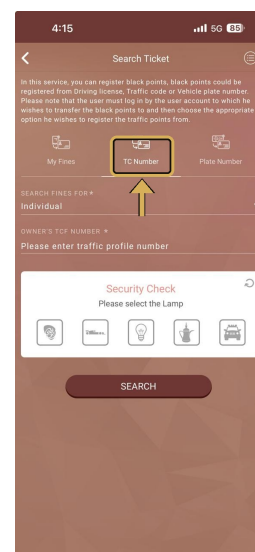
### 3 Search "Register Black Points"

Type Register Black Points. Under eServices → Traffic, tap the result and choose Start Service.



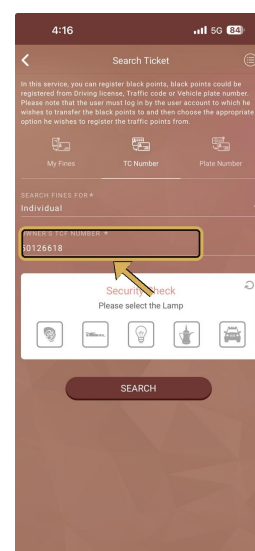
### 4 Select the "TC Number" tab

On the Search Ticket screen there are three tabs: My Fines / TC Number / Plate Number. Tap TC Number.



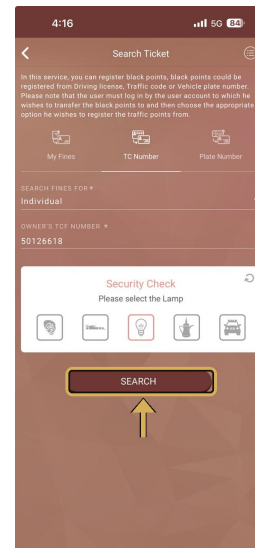
### 5 Enter Yessure's Traffic Profile number

Keep Search Fines For: Individual. In Owner's TCF Number, enter Yessure's traffic profile number: 50126618. This is the exact number to type in, not an example.



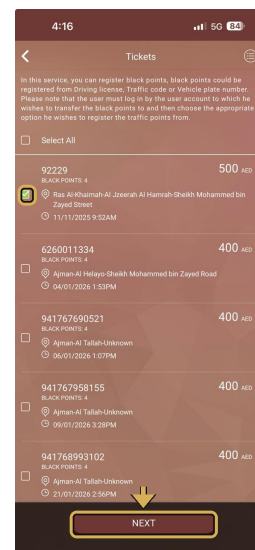
## 6 Pass the security check, then Search

Under Security Check, tap the icon it asks for (e.g. the lamp). If you pick wrong, use the refresh icon for a new image. Then tap SEARCH.



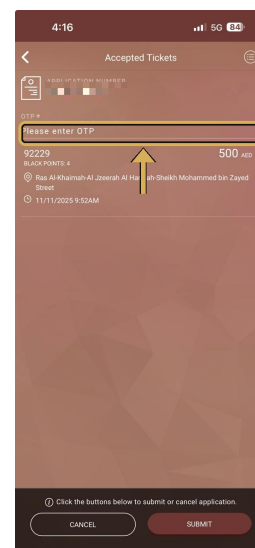
## 7 Select your fine(s)

The Tickets list shows each fine with its ticket number, black points, location, date and AED amount. Match the ticket numbers Yessure sent you, tick the checkbox of the fine(s) that belong to you, then tap NEXT.



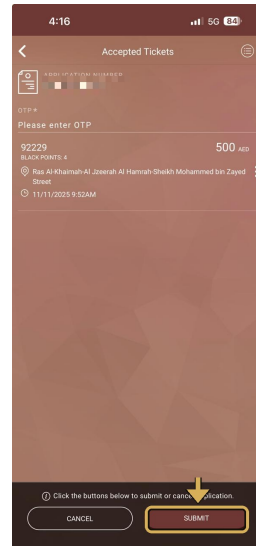
## 8 Enter the OTP

An Application Number is generated. Enter the OTP code sent to your phone in the "Please enter OTP" field.



## 9 Submit

Tap SUBMIT. The black points are now registered to your licence and the fine becomes payable.



## 10 Pay the fine

Go back to the home screen and open Traffic Fines Payment to pay the AED amount with a local UAE card. Alternatively, send us confirmation and Yessure will settle it and bill you.

